



CS-111

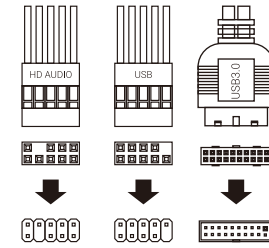
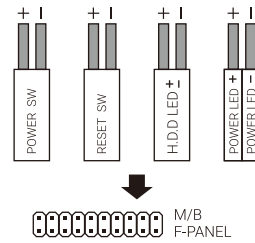
Mini Tower Case

formulav-line.com

Front I/O Cable Connection

Front I/O Connectors
(Please refer to the motherboard's manual for further instructions).

Note: Specifications may vary depending on your region.
Contact your local retailer for more information.

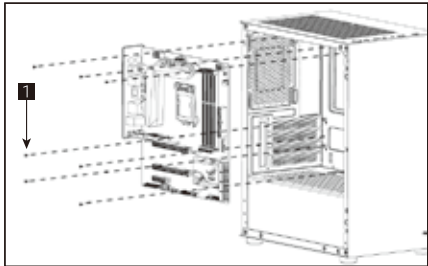


Accessory Bag Contents

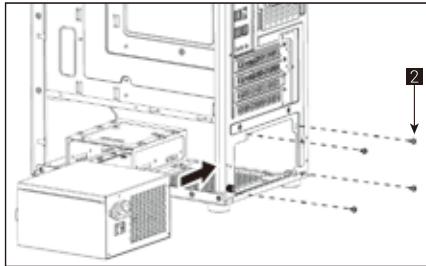
- 1 x 12 | SSD Screw MB Screw
- 2 x 6 | PSU Screw PCI Screw
- 3 x 4 | HDD Screw
- 4 x 2 | MB Standoff

How to Install

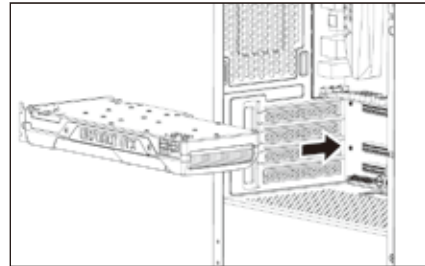
(1) Install Motherboard



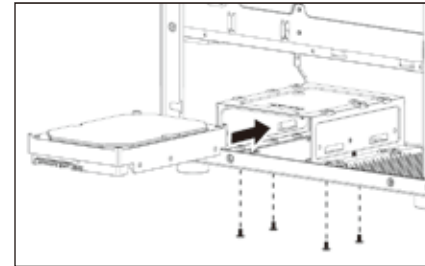
(2) Install PSU



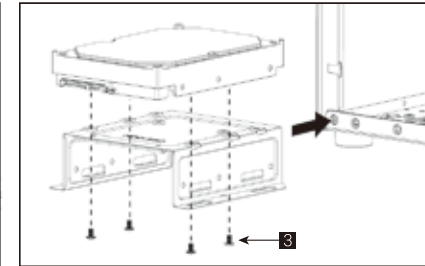
(3) Install Add-on Card



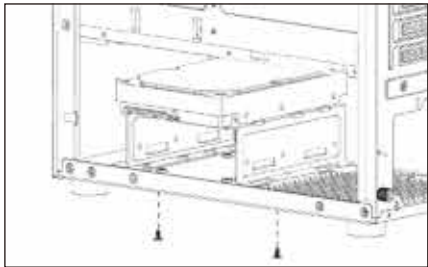
(4a) Install 3.5" HDD x1



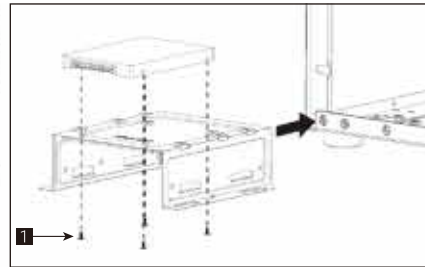
(4b) Install 3.5" HDD x1



(5a) Install 2.5" SSD x1



(5b) Install 2.5" SSD x1



(6) Install Rear Fan

